

SmartXIDE Punto

*Dramatic skin
resurfacing
treatments using
the world's leading
dermatological
CO₂ laser.*

**Aesthetics
Awards**
WINNER

CELEBRATING
25
YEARS
1994 — 2019
IN AESTHETIC TECHNOLOGY

Lynton

in partnership with

DEKA
Innate Ability



Meet the SmartXide

*With the SmartXide
Punto, we can offer
highly advanced
skin resurfacing
treatments,
including full facial
rejuvenation and
CoolPeel™.*

What technology does the SmartXide use?

SmartXide Punto is the only CO₂ laser that uses SmartPulse and SmartStack technology, making it capable of treating even the most complex concerns. These include scarring, deep wrinkles and pigmentation, even on very delicate skin and areas such as the neck and hands. The SmartXide Punto SmartStack feature minimises post-treatment recovery.

Which areas can be treated?

Due to its powerful yet versatile nature, SmartXide Punto can treat all skin types and all areas of the body. It is perfect for skin tightening, fine lines and wrinkles, uneven skin texture, large pores, pigmentation, sun damage, various skin lesions, scars (including acne scars), stretch marks and rejuvenation of the face, neck, décolletage, hands and body.

How does the treatment work?

The SmartXide Punto has many variables that can be tailored accurately and individually to each patient. Perfectly controlled energy pulses are generated and directed to the treatment area. The pulse provides rapid and short bursts of controlled heat, which leads to micro-ablation. This is followed by a low-energy thermal effect that produces shrinkage and triggers

collagen and elastin production. Fractional skin resurfacing requires a number of treatment sessions but with much more rapid recovery time and less complications than traditional laser resurfacing.

What can I expect after a SmartXide treatment?

Most people will notice results after one treatment but often two or more are required. This will be discussed during your initial consultation. Although some results will be noticeable within the first few days due to micro-ablation, collagen production and further rejuvenation will take three to six months to become visible. The results are permanent, however, the ageing process is ongoing and the use of cosmeceutical skincare products and other treatments may help maintain the treatment's benefits. Periodic maintenance treatments with SmartXide Punto will ensure results remain visible.



Skin Rejuvenation

We can utilise this technology to target pigmentation, improve skin texture, reduce congestion, tighten the skin and diminish deep facial wrinkles and scars.

- Proven safety record
- Suitable for all skin colours
- Gold-standard for wrinkles and skin laxity
- Safe for use on sensitive areas like the neck, décolletage and periorcular

How does skin rejuvenation work with the SmartXide?

Our SmartXide laser emits light in a pixelated fashion to create small columns of thermal injury in the epidermis (the top layer of skin) and dermis (the second layer of skin). This small injury to your skin tissue stimulates the process of collagen remodelling and promotes elastic tissue formation.

What does the treatment feel like?

Treatment sensation varies from individual to individual. You can expect a slight stinging sensation, but most people find it tolerable. To increase your comfort, we can apply a topical anaesthetic prior to treatment.

How many sessions will I need?

The number of treatments required is dependent upon the exact type of treatment chosen. The SmartXide offers a Soft Laser Peel and a Deep Laser Peel.

A Deep Laser Peel delivers the greatest improvement for lines, wrinkles and loss of elasticity and requires the fewest treatments. However, the downtime post-treatment is longer. Typically, only 1 session is needed, though some people do opt to repeat treatment after six

months for further improvement. Milder treatments will require follow-up sessions after 4 - 6 weeks.

How long will it take for me to see results?

Clinical studies show that clients have seen outstanding results in as little as one session.

Who is suitable for treatment?

Most people are suitable for treatment. We recommend a consultation with your clinician to ascertain if the treatment will be successful for you.



CoolPeel™

*CoolPeel™ ... CO₂
treatments just
became a lot cooler!*

- Proven safety record
- Minimal downtime
- Suitable for all skin colours
- Suitable for younger and older patients
- Safe for use on sensitive areas

What is CoolPeel™?

CoolPeel™ is a brand new way to safely and comfortably deliver the benefits of a traditional CO₂ resurfacing treatment. By targeting just the superficial layer of skin tissue, damaged skin is removed, revealing younger-looking skin.

How does CoolPeel™ work?

A CoolPeel™ laser treatment can only be done using the SmartXide CO₂ laser. Only SmartXide can control its output to deliver high energy in extremely short pulses and achieve superficial skin resurfacing results without the lingering heat that would traditionally damage the surrounding skin. The lack of unnecessary heat is where this technology gets its name and why patients receive immediate results with minimal downtime.

What does the treatment feel like?

You can expect a mild stinging sensation, but most people can complete treatment without a topical anaesthetic.

Is there any downtime?

One of the main benefits of CoolPeel™ treatment is the minimal downtime. You should expect to be a little red, as if you have sunburn, for a day or two, but nothing should prevent you from returning to your normal daily activities. Your skin may feel dry and scaly as it heals so it is important to keep the skin hydrated.

How many sessions will I need?

Results can be seen after just a one treatment. However, a minimum of 3 and up to 6 sessions are recommended depending on your skin concerns.

Treatments are carried out every 4 to 6 weeks. Following your course of treatment, top-up sessions are performed as required, but usually once or twice a year.

Who is suitable for treatment?

You are a good candidate for a CoolPeel™ treatment if you are looking to reduce the appearance of fine lines and sun damage, minimise pores and improve skin texture. We recommend a consultation with your clinician to ascertain if the treatment will be successful for you.



Pigmentation

Pigmented lesions, such as sunspots, age spots and freckles, that are caused by sun damage can be successfully removed, creating a more flawless, youthful and glowing appearance.

- Proven safety record
- Suitable for all skin colours
- Suitable for age spots, liver spots, sun damage and more
- Non-invasive

How does pigmentation removal work?

Short pulses of light are released and are readily absorbed by the high concentration of melanin-rich cells found within pigmented lesions. The rapid absorption of light energy heats the melanin and causes the destruction of the melanin-rich cells. This triggers the body's natural healing processes to stimulate the growth of new, healthy skin tissue.

What does a SmartXide laser treatment feel like?

Most patients describe the discomfort as mild and tolerable and no anaesthesia is required.

How many sessions will I need?

The number of treatments will depend on the type and size of the pigmented lesion, but typically 1 to 3 sessions are required at 4 to 6-week intervals.

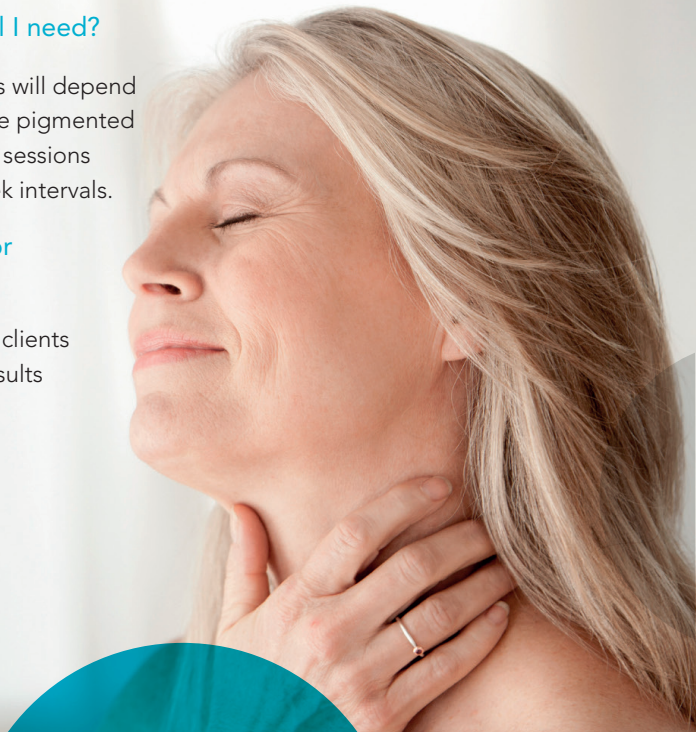
How long will it take for me to see results?

Clinical studies show that clients have seen outstanding results in as little as 2 sessions.

Who is suitable for treatment?

Most people are suitable for treatment. We recommend a consultation with your clinician to ascertain if the treatment will be successful for you. Large, dark, mottled or raised pigmentation cannot be treated and may need to be checked by a dermatologist.

Large, dark moles should not be treated, nor should lesions covering a large part of the body. The pigmented marks that respond the best are superficial lesions such as those caused by sun damage (sunspots) and freckles.





Scarring and Stretch Marks

With this world-leading technology, we can treat deeper skin concerns such as surgical scars, traumatic scars, acne scars and stretch marks.

- Proven safety record
- Suitable for treating deep scar tissue
- Effective results for all skin types
- World-leading technology

How does the treatment work?

With this treatment, we can both reduce the redness and the appearance of scars and stretch marks. Minute sections of the skin are targeted with laser light, which penetrates into the tissue. This causes small columns of thermal damage which, in turn, stimulates significant collagen renewal. The surrounding non-affected areas of skin aid the body's natural recovery processes, allowing dramatic results without significant downtime.

What does the treatment feel like?

A warm, heating sensation is felt during treatment, with some mild stinging. After treatment the skin can be quite hot, which is why cooling packs are often utilised to minimise discomfort.

How many sessions will I need?

Improvement is evident after the first session, but for optimum results 3 to 6 treatment sessions are often advised. Treatment is carried out every 2-6 weeks, depending upon the level of rejuvenation required.

How long will it take for me to see results?

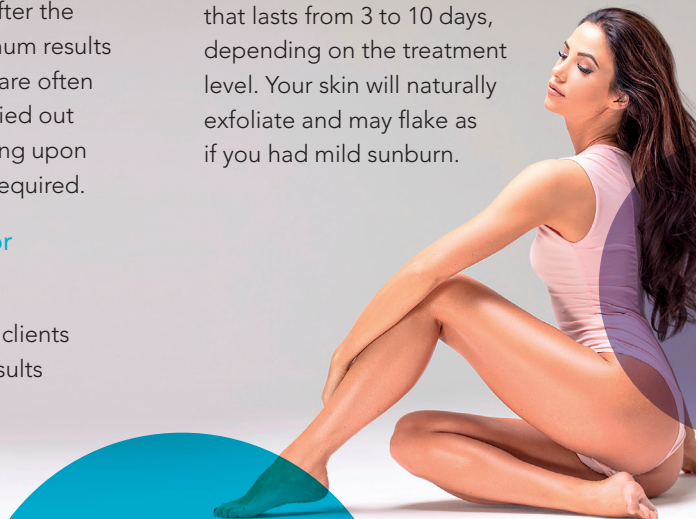
Clinical studies show that clients have seen outstanding results in as little as 3 sessions.

Who is suitable for treatment?

Most people are suitable for treatment. We recommend a consultation with your clinician to ascertain if the treatment will be successful for you. For those taking Roaccutane (an acne medication), it is best not to undergo treatment for acne scars until you have been off the medication for a minimum of 6 months.

What should I expect after treatment?

You will experience a sensation that resembles mild sunburn for a few hours after treatment and your skin may be red for 1 to 2 days. This is a normal sign that the skin is healing at a deep level. Swelling is likely but minimal and resolves in 2 to 3 days. As the healing process occurs, your skin may have a bronzed appearance that lasts from 3 to 10 days, depending on the treatment level. Your skin will naturally exfoliate and may flake as if you had mild sunburn.



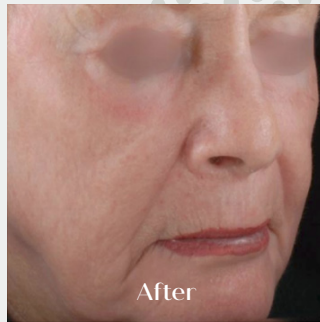
Before & After Gallery



Acne Scarring | Courtesy of P. Bonan, MD, P. Campolmi, MD, and G. Cannarozzo



Scarring | Courtesy of N. Zerbinati, MD.



Wrinkles and Skin Rejuvenation | Courtesy of D.S Sarnoff, MD.



in partnership with
DEKA
Innate Ability

Before & After Gallery



Wrinkles and Skin Rejuvenation | Courtesy of D.S Sarnoff, MD.



Skin Laxity | Courtesy of W. Hanke, MD.

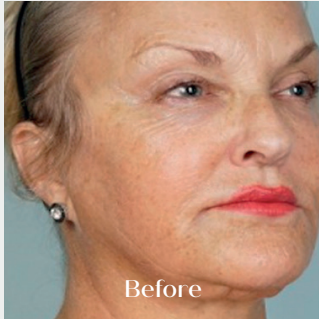


Benign Pigmented Lesions | Courtesy of E.G. Sanchez, MD.



in partnership with
DEKA
Innate Ability

Before & After Gallery



CoolPeel™ | Courtesy of C. Petti, MD.



CoolPeel™ | Courtesy of C. Nease, MD.



CoolPeel™ | Courtesy of Coastal Skin Solutions



in partnership with
DEKA
Innate Ability

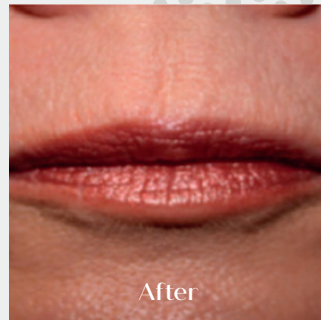
Before & After Gallery



CoolPeel™ | Courtesy of C. Nease, MD.



CoolPeel™ | Courtesy of E. Tanghetti, MD.



CoolPeel™ | Courtesy of C.W. Hanke, MD.



in partnership with
DEKA
Innate Ability

As Seen In...

MailOnline

realself.

aesthetic
MEDICINE

The
pmfa
Journal

Aesthetics



in partnership with

DEKA
Innate Ability